


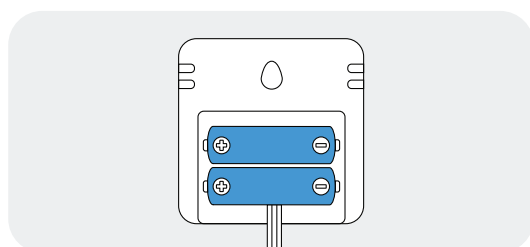
# Aranet4 AC Power Adapter



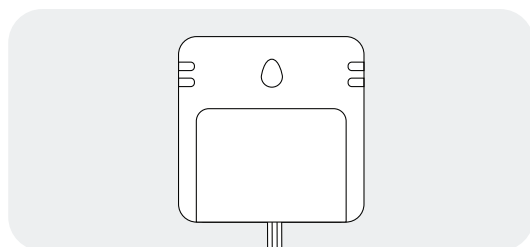
The Aranet4 AC Power Adapter enables uninterrupted device operation, eliminating the necessity for batteries.



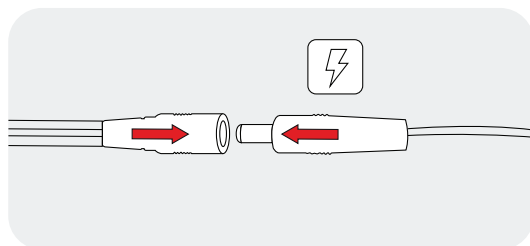
## User guide:




- 1.** Insert the included dummy batteries in your Aranet4 device. Match the polarity of the dummy batteries to the device. It is advised to put the battery with the wire in the lower slot.




- 2.** Carefully close the battery compartment lid.



- 3.** Connect the adapter to the power supply.



- 4.** Plug the power supply in the power socket.



- 5.** Enjoy continuous indoor air quality monitoring without the need to replace batteries!